

2024/25

LUXUS[®]

WOOD SERIES



LUXUS[®] 36 Pier

Treat yourself with luxury



AMBIANCE[®]

FIREPLACES | BBQ | OUTDOORS | SPAS

LUXUS®



LUXUS® 40 Corner Left

Manufactured in Germany, the LUXUS® Series of wood burning fireplaces is truly exceptional. Superior engineering, amazing attention to the smallest detail, unsurpassed innovation and incredible quality are all found in this sumptuous new collection. In German, LUXUS® means luxury, extravagance, sumptuousness. Satisfying your senses seems to be at the root of understanding and defining this word.

The distinguished LUXUS® fireplace collection includes two-sided corner, bay, pier styles and an impressive see-thru option. Each model features an incredibly smooth operating guillotine door that cleverly hides away when moved up! The clean look with no louvers, unobstructed view of the flames and the 'feel' of these fireplaces are total luxury!

You'll enjoy living in LUXUS®!



 **AMBIANCE®**
FIREPLACES | BBQ | OUTDOORS | SPAS

2 | Ambiance® Fireplaces, BBQ, Outdoors & Spas www.ambiancefireplaces.com

LUXUS®

AMBIANCE®
FIREPLACES | BBQ | OUTDOORS | SPAS



LUXUS® 40 See-Thru

Treat yourself with luxury

LUXUS[®]



FEATURES

OPTIMUM COMBUSTION

Means an efficient use of energy, with less soot and lower emissions with dry and seasoned wood. This is because the air for combustion enters the firebox beneath the heavy duty cast iron grate. Another example of that impressive German ingenuity!

THE AMAZING GUILLOTINE DOOR

The guillotine door, standard on all models, allows for a large unobstructed view of the fire and slides up and down almost effortlessly. The door's hardware is ingeniously hidden. You'll feel the luxury every time you use it.

CONVECTION

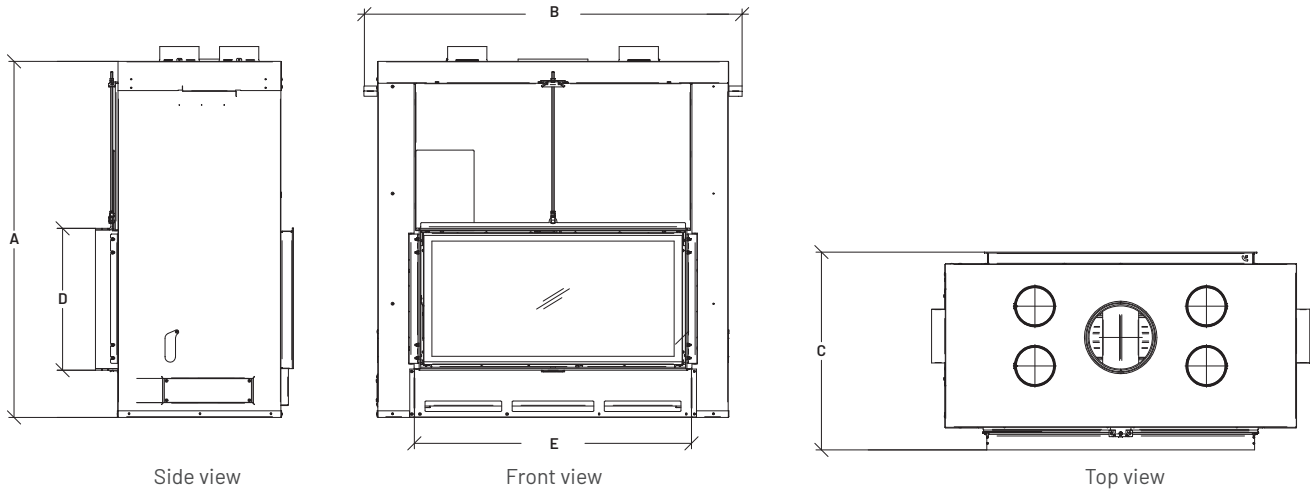
Air naturally circulates, without the aid of a fan. The heated air can be ducted off the top of the fireplace and into the room(s) to aid the heat distribution.





TECHNICAL SPECIFICATIONS

LUXUS[®] 40 See-Thru



BTU		FIREBOX		WEIGHT	VENTING		
Cordwood	EPA	Cu. Ft	Log Length	Lbs	Type	Diameter	Brands
49,000	EPA Exempt	6.8	18"	772	Class A	10"	Selkirk, Security Chimneys, ICC RIS, Duravent

GLASS			DIMENSIONS			AIR CIRCULATION
Guillotine Door	Back Panel	Total Sq. In.	Height (A/D)	Depth (C)	Width (B/E)	Hot air gravity kit
38.5" x 18.875"	38.5" x 19.5"	727 (Each side)	53.0625" / 21"	29.5"	56.375" / 41.3125"	Required

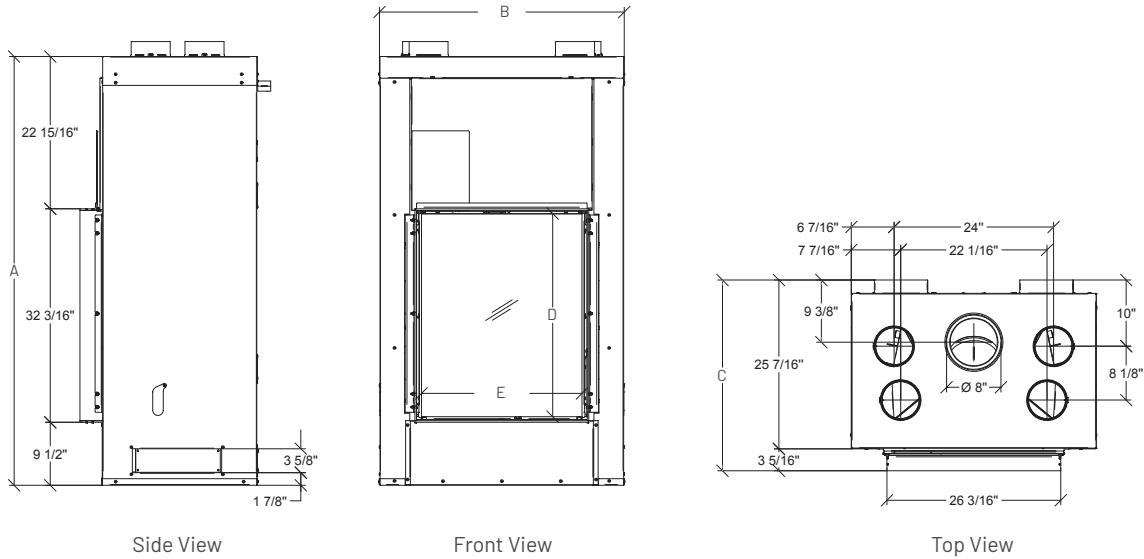


LUXUS[®] 40 See-Thru



TECHNICAL SPECIFICATIONS

LUXUS® 26



BTU		FIREBOX		WEIGHT	VENTING		
Cordwood	EPA	Cu. Ft	Log Length	Lbs	Type	Diameter	Brands
49,000	EPA Exempt	4.2	20"	573	Class A	8"	Selkirk, Security Chimneys, ICC RIS, Duravent

GLASS		DIMENSIONS			AIR CIRCULATION
Guillotine Door	Total Sq. In.	Height (A/D)	Depth (C)	Width (B/E)	Hot air gravity kit
24.1875" x 30.5625"	739	64.5625" / 30.5625"	28.75"	36.875" / 24.1875"	Required

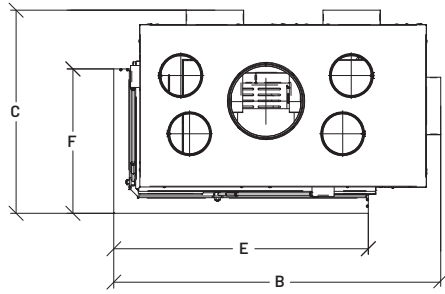




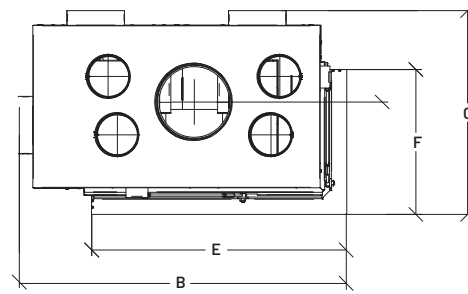
TECHNICAL SPECIFICATIONS

LUXUS[®] 32 Corner Left, LUXUS[®] 40 Corner Left

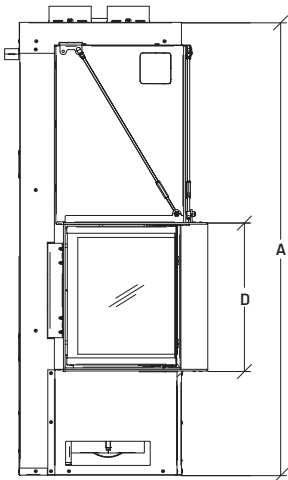
LUXUS[®] 32 Corner RIGHT, LUXUS[®] 40 Corner RIGHT



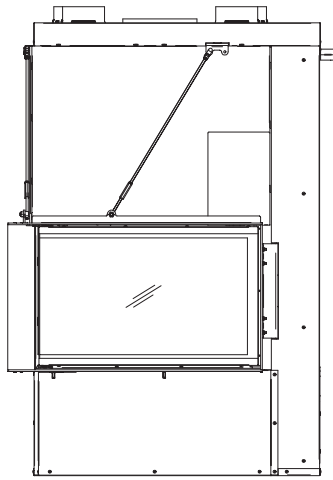
Top view



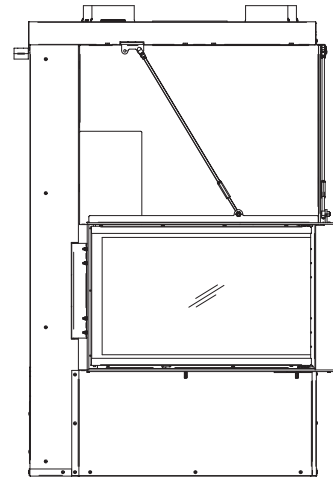
Top view



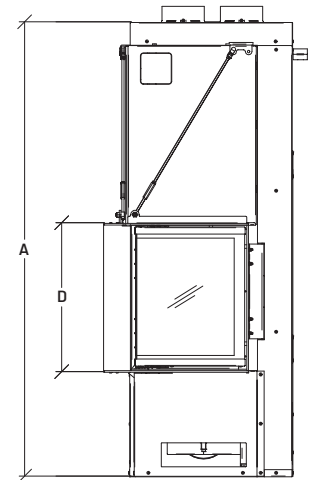
Side view



Front view



Front view



Side view

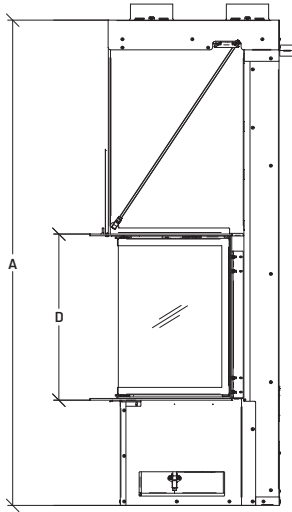
	BTU		FIREBOX		WEIGHT	VENTING		
	Cordwood	EPA	Cu. Ft	Log Length		Lbs	Type	Diameter
32 Corner L / R	46,000	EPA Exempt	4.14	18"	606	Class A	10"	Selkirk, Security Chimneys, ICC RIS, Duravent
40 Corner L / R	49,000	EPA Exempt	4.16	18"	617	Class A	10"	Selkirk, Security Chimneys, ICC RIS, Duravent

	GUILLOTINE GLASS DOOR			DIMENSIONS			AIR CIRCULATION
	Front panel	Side Panel	Total Sq. In.	Height (A/D)	Depth (C/F)	Width (B/E)	Hot air gravity kit
32 Corner L / R	30.5" x 17.375"	15.1875" x 17.375"	794	63.1875" / 20.6875"	28.3125" / 20.125"	45.625" / 35.5"	Required
40 Corner L / R	38.3125" x 17.75"	15.1875" x 17.75"	950	63.5625" / 21.125"	28.3125" / 20.125"	53.5" / 43.375"	Required

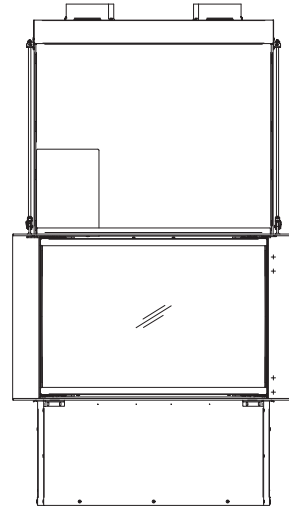


TECHNICAL SPECIFICATIONS

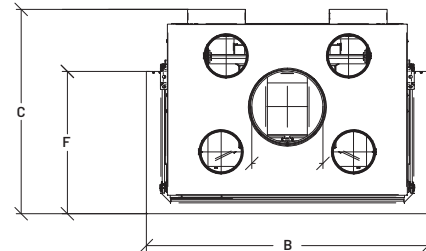
LUXUS[®] 32 Bay, LUXUS[®] 40 Bay



Side view



Front view



Top view

	BTU		FIREBOX		WEIGHT	VENTING		
	Cordwood	EPA	Cu. Ft	Log Length	Lbs	Type	Diameter	Brands
32 Bay	40,000	EPA Exempt	4.4	20"	617	Class A	10"	Selkirk, Security Chimneys, ICC RIS, Duravent
40 Bay	49,000	EPA Exempt	5.9	20"	662	Class A	10"	Selkirk, Security Chimneys, ICC RIS, Duravent

	GUILLOTINE GLASS DOOR			DIMENSIONS			AIR CIRCULATION
	Front panel	Side Panel	Total Sq. In.	Height (A/D)	Depth (C/F)	Width (B)	Hot air gravity kit
32 Bay	31.1875" x 19.625"	14.3125" x 19.625"	1173	67.125" / 20.6875"	28.25" / 19.6875"	39"	Required
40 Bay	39" x 19.625"	16.3125" x 19.625"	1405	67.125" / 22.9375"	30.25" / 21.625"	46.875"	Required

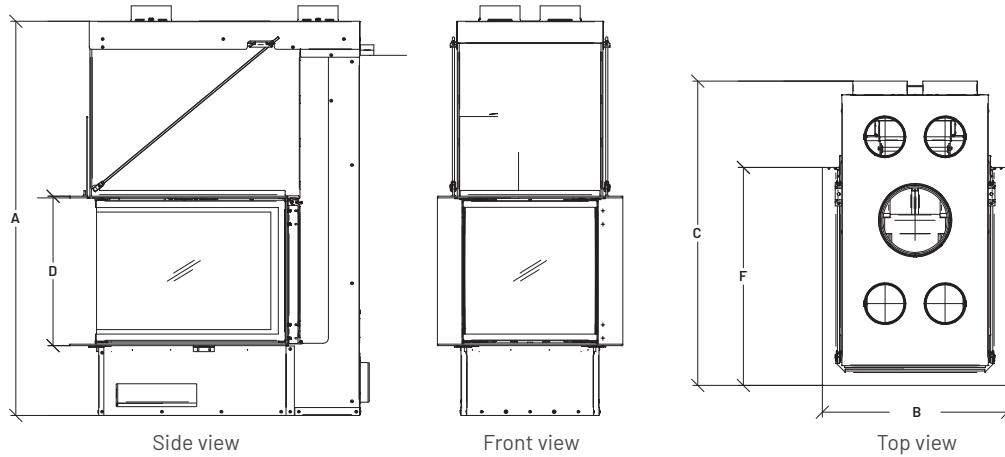


LUXUS[®] 32 Bay



TECHNICAL SPECIFICATIONS

LUXUS[®] 28 Pier, LUXUS[®] 36 Pier



	BTU		FIREBOX		WEIGHT	VENTING		
	Cordwood	EPA	Cu. Ft	Log Length	Lbs	Type	Diameter	Brands
28 Pier	49,000	EPA Exempt	3.9	18"	827	Class A	10"	Selkirk, Security Chimneys, ICC RIS, Duravent
36 Pier	57,500	EPA Exempt	6	18"	1023	Class A	10"	Selkirk, Security Chimneys, ICC RIS, Duravent

	GUILLOTINE GLASS DOOR			DIMENSIONS			AIR CIRCULATION
	Front panel	Side Panel	Total Sq. In.	Height (A/D)	Depth (C/F)	Width (B)	Hot air gravity kit
28 Pier	19.5" x 18.5625"	26.6875" x 18.5625"	1353	57.875" / 21.9375"	44.625" / 32"	27.25"	Required
36 Pier	21.5625" x 17.1875"	35.625" x 17.1875"	1595	57.875" / 21.9375"	52.5" / 39.875"	29.375"	Required

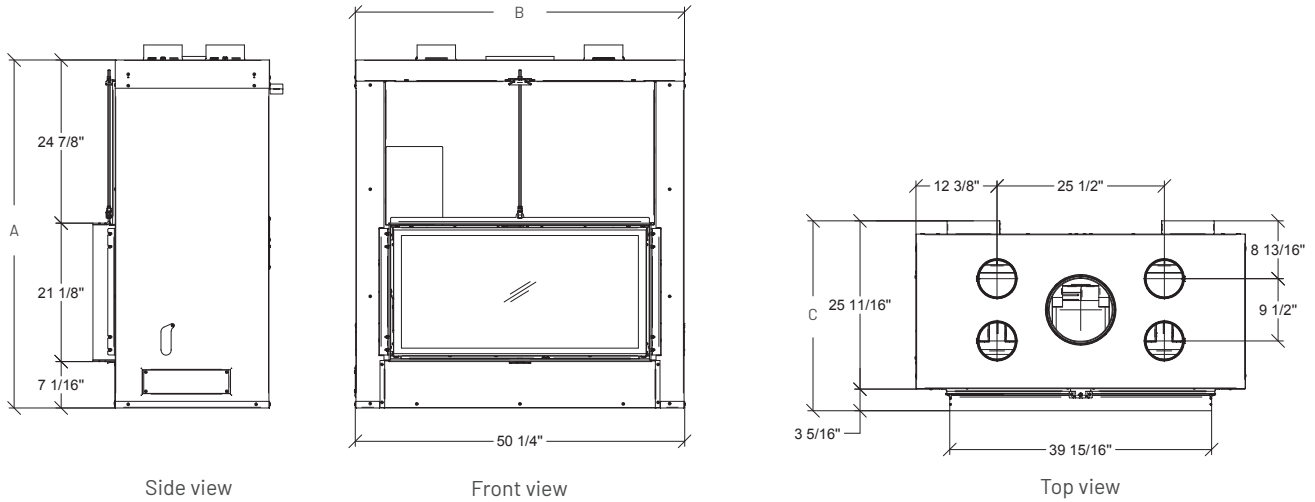


LUXUS[®] 28 Pier



TECHNICAL SPECIFICATIONS

LUXUS[®] 40 Low



Side view

Front view

Top view

BTU		FIREBOX		WEIGHT	VENTING		
Cordwood	EPA	Cu. Ft	Log Length	Lbs	Type	Diameter	Brands
49,000	EPA Exempt	4.11	18"	772	Class A	10"	Selkirk, Security Chimneys, ICC RIS, Duravent

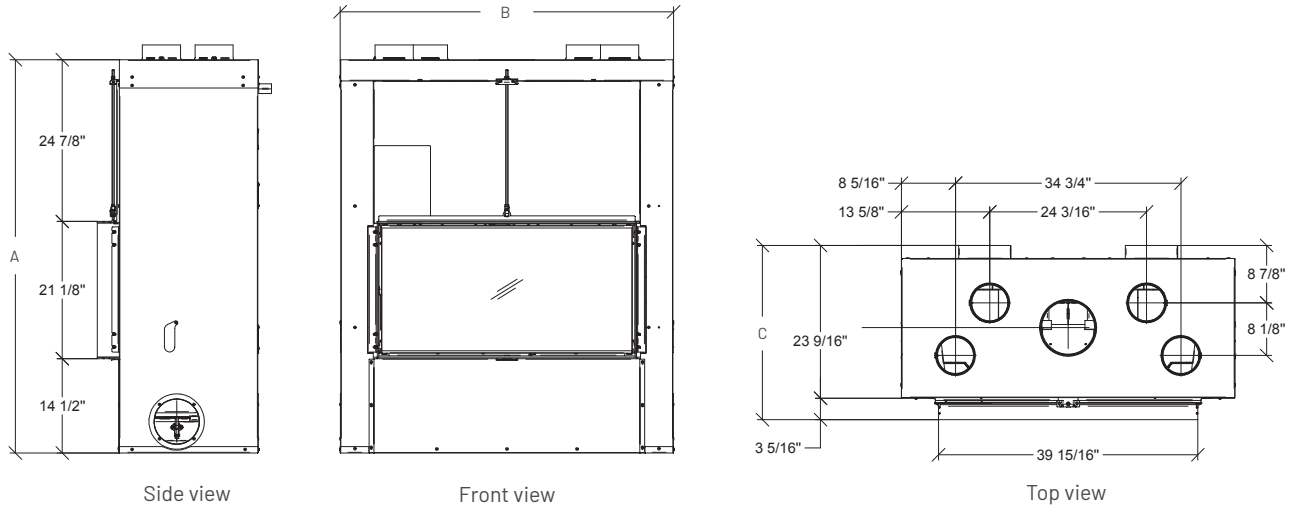
GLASS		DIMENSIONS			AIR CIRCULATION
Guillotine Door	Total Sq. In.	Height (A)	Depth (C)	Width (B)	Hot air gravity kit
18.875" x 38.5"	727	53.125"	29"	50.25"	Required





TECHNICAL SPECIFICATIONS

LUXUS[®] 40 Tall



BTU		FIREBOX		WEIGHT	VENTING		
Cordwood	EPA	Cu. Ft	Log Length	Lbs	Type	Diameter	Brands
46,000	EPA Exempt	4.28	18"	772	Class A	8"	Selkirk, Security Chimneys, ICC RIS, Duravent

GLASS		DIMENSIONS			AIR CIRCULATION
Guillotine Door	Total Sq. In.	Height (A)	Depth (C)	Width (B)	Hot air gravity kit
18.875" x 38.5"	727	60.56"	26.875"	51.375"	Required



WHY CHOOSE AMBIANCE®?

Ambiance® transforms a house into a home!

Ambiance® products will add elegance, peace of mind and comfort to the Soul of your home. All Ambiance® products are carefully selected and designed with your family in mind, to enrich the areas of your home where memories and life take place. The best quality and innovation are shown in the enhanced details and features that add a little «je ne sais quoi» in our Ambiance® designs.

Who are our designers? They are a network of over 300 Hearth & BBQ authorized members from coast to coast covering both Canada and USA. From Alaska to Québec and from Florida to California, they know what it takes to warm up your life and use their real-world experience to design quality and innovative products for your home.

Who can sell the Ambiance® products? Only our selected authorized dealers who are local professionals and who understand your local codes and standards.

A house needs a sense of Ambiance® to transform into a home.

*Ambiance®
the Soul of your home*



WOOD FIREPLACES STANDARD FEATURES INCLUDES

- › Amazingly large viewing on the fire
- › Tested and certified by a North American Laboratory to the highest standards
- › The smoothest guillotine door of the industry
- › Engineered and manufactured in Germany
- › Impressive fires with moderate heat
- › High quality chamotte refractory panels
- › Unequaled luxury fit and finish